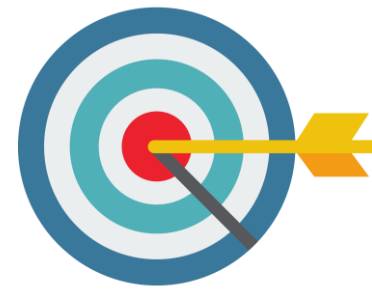




# Reaching Home Community Homelessness Report: Section 4

---

Homelessness Policy Directorate  
August 2022



# Training Outline

1. Provide a question-by-question review of Section 4
  - **See screenshots?** These are from the CHR reporting template in Excel
2. Share tips and additional resources
  - **See purple?** These are from the CHR Reference Guide, which can be consulted for more detail
  - **See green?** These are tips for your consideration
  - **See yellow?** This is what's new for the 2021-22 reporting cycle

# Completing Section 4: Community-Level Outcomes A Question-by-Question Tour

# **Reaching Home: Canada's Homelessness Strategy**

## **Community Homelessness Report**

**(PLEASE ADD COMMUNITY NAME HERE)**

**2021-2022**

**\*TEMPLATE FOR COMMUNITIES\***



**Cover**

1. Section 1

2. Section 2

3. Section 3

4a. Section 4

4b. Optional Outcomes

5. Summary

6. Sign-Off

# Section 4: Community-Level Outcomes

- The purpose of Section 4 is for communities to report on outcomes and compare results against targets over time.
  - Only communities with a real-time, comprehensive List in place provide data for the five core outcomes.
  - Communities must have a List in place for long enough to get annual data (required); monthly data is optional.
  - Targets are set for outcomes and they can be updated
  - Communities also have the option to include additional outcomes from their Community Plan.
-

## Section 4: Community-Level Outcomes

### SECTION 4: COMMUNITY-LEVEL OUTCOMES (ANNUAL)

Your answers in Section 3 indicate that your community currently has a real-time, comprehensive List with enough data to generate **annual** baselines and set targets.

Community-Level Core Outcomes – Annual Data Reporting

### SECTION 4: COMMUNITY-LEVEL OUTCOMES (MONTHLY)

Your answers in Section 3 indicate that your community currently has a real-time, comprehensive List with enough data to generate **monthly** baselines and set targets.

Community-Level Core Outcomes – Monthly Data Reporting

i

#### What's New for 2021-22?

- Monthly data can now be reported with annualized data in Section 4.
  - Communities with a real-time, comprehensive List in place can choose to submit monthly data for March of each fiscal year, which will also be made publicly available.
- For more information, see page 4 of the CHR Reference Guide.

i

## **What's New for 2021-22?**

- CHR data collection focuses exclusively on the five core outcomes.
- Outcome measurements were updated to align with best practices in the sector.
- For more information, see page 4 of the CHR Reference Guide.

# Section 4: Community-Level Outcomes



## Outcome #1: Fewer people experience homelessness (homelessness is reduced overall)

Given your answers in Section 3, you can report annual result(s) for Outcome #1 using your List. Add a target for 2027-28 in the far right box.

	2019-20	2020-21	2021-22	2022-23	2023-24	2024-25	2025-26	2026-27	2027-28	Target
People who experienced homelessness for at least one day (that year)										



Set a target. The target you set can change over time.



Bar chart is automatically generated.

Have you changed any data as submitted in a previous CHR for Outcome #1? If yes, in the comment below please describe how the data was changed and why?

\*Please insert comment here\*

- Describe how the data has changed from last year and why, where applicable.
- Provide any additional context.



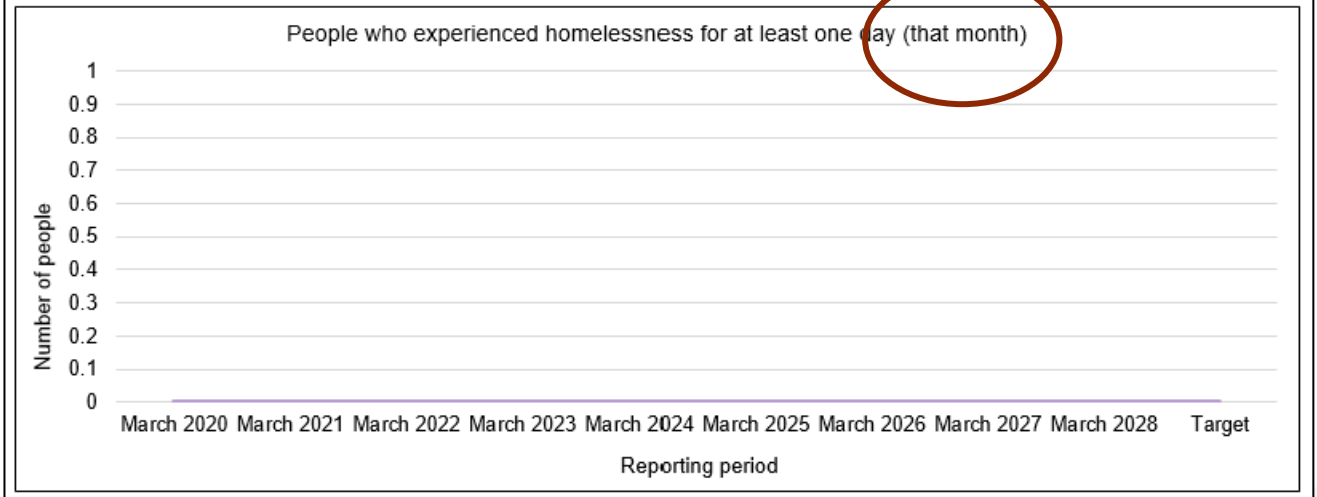
# Section 4: Community-Level Outcomes



**Outcome #1: Fewer people experience homelessness (homelessness is reduced overall)**

Given your answers in Section 3, you can report monthly result(s) for Outcome #1 using your List. Add a target for 2027-28 in the far right box.

	March 2020	March 2021	March 2022	March 2023	March 2024	March 2025	March 2026	March 2027	March 2028	Target
People who experienced homelessness for at least one day (that month)										



Have you changed any data as submitted in a previous CHR for Outcome #1? If yes, in the comment below please describe what was changed and why?

\*Please insert comment here\*

# Section 4: Community-Level Outcomes



**Outcome #1: Fewer people experience homelessness (homelessness is reduced overall)**

Given your answers in Section 3, you can report annual result(s) for Outcome #1 using your List. Add a target for 2027-28 in the far right box.

	2019-20	2020-21	2021-22	2022-23	2023-24	2024-25	2025-26	2026-27	2027-28	Target
People who experienced homelessness for at least one day (that year)										

?

## To Keep in Mind

- Communities are encouraged to track inflows into homelessness from the first point of contact. Doing so allows for a fuller picture of where people are coming from, even if they self-resolve their homelessness within the first few days of a shelter stay, for example.
- See page 57 of the CHR Reference Guide for more detail.

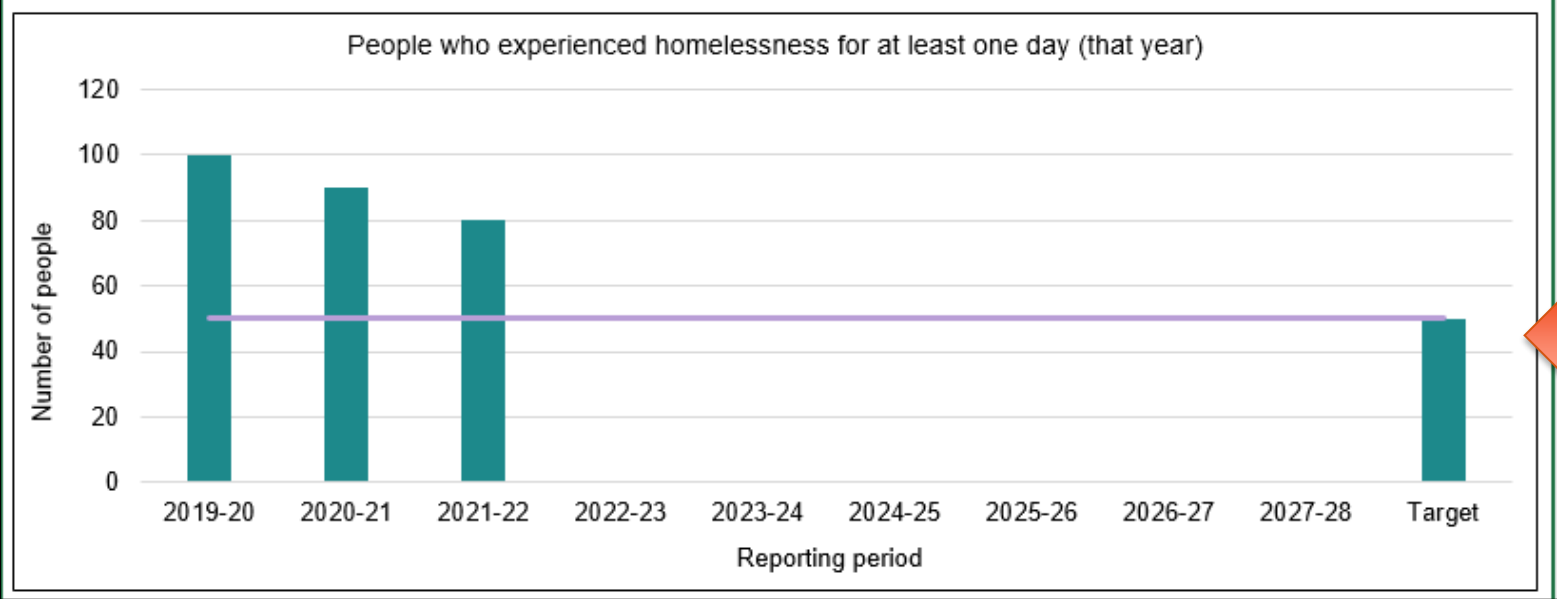
# Section 4: Community-Level Outcomes

## EXAMPLE

**Outcome #1: Fewer people experience homelessness (homelessness is reduced overall)**

Given your answers in Section 3, you can report annual result(s) for Outcome #1 using your List. Add a target for 2027-28 in the far right box.

	2019-20	2020-21	2021-22	2022-23	2023-24	2024-25	2025-26	2026-27	2027-28	Target
People who experienced homelessness for at least one day (that year)	100	90	80							50



# Section 4: Community-Level Outcomes



**Outcome #2: Fewer people were newly identified (new inflows to homelessness are reduced)**

Given your answers in Section 3, you can report annual result(s) for Outcome #2 using your List. Add a target for 2027-28 in the far right box.

	2019-20	2020-21	2021-22	2022-23	2023-24	2024-25	2025-26	2026-27	2027-28	Target
People who were newly identified (that year)										

?

### To Keep in Mind

- This measure has changed from the previous reporting cycle. Now, the measure counts **people who were new to the List**.
  - Communities will need to provide new outcome data for 2019-20 and 2020-21, if available and where applicable.
- See page 58 of the CHR Reference Guide for more detail.



# Section 4: Community-Level Outcomes



Outcome #3: Fewer people return to homelessness (returns to homelessness are reduced)										
Given your answers in Section 3, you can report annual result(s) for Outcome #3 using your List. Add a target for 2027-28 in the far right box.										
	2019-20	2020-21	2021-22	2022-23	2023-24	2024-25	2025-26	2026-27	2027-28	Target
Returns to homelessness (that year)										

## To Keep in Mind



- This measure has changed from the previous reporting cycle. Now, the measure counts **people returning from housing or any transitional living situation.**
  - Communities will need to provide new outcome data for 2019-20 and 2020-21, if available and where applicable.
- **Do not include** people whose previous living situation was “unknown” or who “returned” because their interaction with the homeless-serving system was changed from “inactive” to “active.
- See page 59 of the CHR Reference Guide for more detail.



# Section 4: Community-Level Outcomes



<b>Outcome #4: Fewer Indigenous peoples experience homelessness (Indigenous homelessness is reduced)</b>										
Given your answers in Section 3, you can report annual result(s) for Outcome #4 using your List. Add a target for 2027-28 in the far right box.										
	2019-20	2020-21	2021-22	2022-23	2023-24	2024-25	2025-26	2026-27	2027-28	Target
Indigenous peoples who experienced homelessness for at least one day (that year)										

## To Keep in Mind



- In the comment box, please clarify how Indigenous partners were engaged in the process of setting the target and reporting on the outcome, including interpretation of the results.
- See page 60 of the CHR Reference Guide for more detail.

# Section 4: Community-Level Outcomes



**Outcome #5: Fewer people experience chronic homelessness (chronic homelessness is reduced)**

Given your answers in Section 3, you can report annual result(s) for Outcome #5 using your List. Add a target for 2027-28 in the far right box.

**Note:** Your target must be, at minimum, 50% of your baseline (your baseline being the first set of data your community reported for Outcome #5).

	2019-20	2020-21	2021-22	2022-23	2023-24	2024-25	2025-26	2026-27	2027-28	Target
People who experienced chronic homelessness for at least one day (that year)										

The target should, at minimum, represent a 50 % reduction in chronic homelessness from the baseline.

?

## To Keep in Mind

- Reaching Home supports the goals of the National Housing Strategy, in particular to reduce chronic homelessness nationally by 50 percent by fiscal year 2027-28.
- See page 61 of the CHR Reference Guide for more detail.

# Section 4: Community-Level Outcomes

OPTIONAL COMMUNITY-LEVEL OUTCOMES (ANNUAL)	
Your answers in Section 3 indicate that your community currently has a real-time, comprehensive List with enough data to generate <b>annual</b> baselines and set targets.	
Are you including any additional community-level outcomes for this CHR? Note: Reporting on additional community-level outcomes is optional.	Select one
Optional Community-Level Outcomes – Annual Data Reporting	

OPTIONAL COMMUNITY-LEVEL OUTCOMES (MONTHLY)	
Your answers in Section 3 indicate that your community currently has a real-time, comprehensive List with enough data to generate <b>monthly</b> baselines and set targets.	
Are you including any additional community-level outcomes for this CHR? Note: Reporting on additional community-level outcomes is optional.	Select one
Optional Community-Level Outcomes – Monthly Data Reporting	

If "No", the portion of the tab for that time period (annual or monthly) will be shaded out.

If "Yes", add additional community level outcomes.



# Section 4: Community-Level Outcomes

**Additional Outcome:** [add the expected additional outcome here]

Given your answers in Section 3, you can report annual result(s) for additional community-level outcomes using your List. Add a target for 2027-28 in the far right box.

	2019-20	2020-21	2021-22	2022-23	2023-24	2024-25	2025-26	2026-27	2027-28	Target
[add a description of what your data represents]										

[add a description of what the data represents]

Have you changed any data as submitted in a previous CHR for this additional outcome? If yes, in the comment below please describe what was changed and why?

\*Please insert comment here\*

Add a description of the expected outcome.

Add a description of what the data represents.

Add a target. The target you set can change over time.

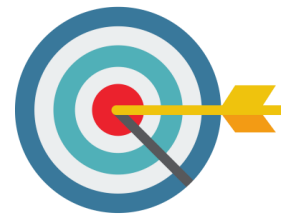
? • See page 62 of the CHR Reference Guide for more detail.

# Review of Section 4: Community-Level Outcomes



- Section 4 provides guidance and supports communities to track their progress against targets for each of the five Reaching Home core outcomes.
- Only communities that have a real-time, comprehensive List complete Section 4.
- Most responses in Section 4 are numerical data entry.
- For each outcome, communities are asked if any data submitted in a previous CHR has changed.
- All data and date ranges for the five core outcomes will be publicly available.

# CHR Training Wrap-Up



# Review Learning Goals

The purpose of this webinar was to provide more in-depth training on Section 4 of the CHR:

- We walked through each question in Section 4;
- We provided tips on completing this Section of the CHR; and,
- We provided additional guidance, including links to resources in the Annex.

Thank you!



# Annex

# CHR Reporting Tools

- Key tools are:
    - Template in Excel
    - Reference Guide
    - Cross-referencing tool
  - Where you can find them:
    - Homelessness Learning Hub e-course at <https://www.homelessnesslearninghub.ca/library/resources/reaching-home-community-homelessness-report-reporting-tools>
    - Ask your Service Canada representative
-